

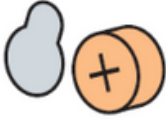
Hearing Aid Guide

Life Tube



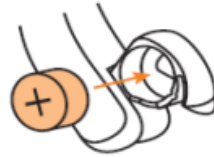
Changing the Battery

1 Open the battery door




2. Remove coloured sticker from new battery, place battery in drawer with + symbol on battery + side up.

3. Close the battery drawer



To Switch On and Off

To turn the hearing aid on close the battery door



To turn the hearing aid off open the battery door



How to fit Hearing Aids with an Life Tube

Hold the hearing aid behind your ear with the dome (soft tip) facing towards your ear canal.



Place the dome in your ear canal with the retainer (if you have one) facing backwards. Push the tip in as far as it will comfortably go, otherwise you won't hear as well as you should.



If there is a retainer, fold it backwards into the bowl of your ear. Sometimes, when it's new, a retainer doesn't stay in place, but after a few days it should mould itself to the shape of your ear.



Correctly fitted aid



How to Clean a Life Tube

The step-by-step guide below shows you how to clean the tubing of your open ear fitting with a cleaning wire. Clean the dome with a wet wipe.

Your hearing aids are marked with colours for left and right aids. Left = Blue Right = Red. Your tubes also have red and blue markings to help you match them to the correct hearing aid.


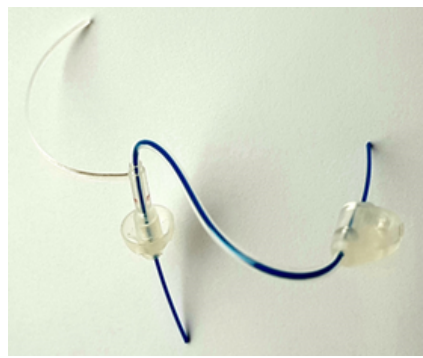


Red = Right



Blue = Left

The way you take off the tubing for cleaning is a bit different from one type of open ear fitting to another, so you'll need to check the instructions you've been given.



General Maintenance

Change your hearing aid tubing for a new one every 3 months

If you are able to change it yourself, please order your replacement tubes by contacting SARC. We will send you out a supply of tubes for changing when needed. When you put on your last tube please call us immediately and we will post you some more.

If you are unable to change the tubes yourself, please contact SARC for advice.

If you would like to learn how to change your tubes, there are training videos available on our website at www.sarc-bid.org.uk or you can contact us to request a training session

Batteries can be collected from many Milton Keynes GP surgeries. Please see the list in your hearing aid pack. Please recycle your used batteries.

Troubleshooting Guide for Hearing Aids with Moulds

No Sound

Check that the battery is the right way round. Replace the battery, preferably with one from a new packet.

If your hearing aid has programmes, it may be on the wrong programme or may be muted. Open and close your battery compartment to reset.

Separate the hearing aid from the mould as though for cleaning. Switch the aid on and close your hand over the aid. If the aid now whistles there may be a blockage in the mould. Wash the mould and tube together in warm soapy water.

If the hearing aid still does not work you will need to make an appointment to have the hearing aid repaired. See your NHS hearing aid brown book and contact either - Audiology 01908 995199 or Adult Hearing Service 01908 725330.

Poor Sound Quality

Check your mould for moisture, or blockages of wax or debris. Remove the mould and wash it in warm soapy water.

Check the tube for bends or breaks.

Replace if necessary.

Have your ears checked by your GP for wax or infection.

Contact SARC for advice.

Hearing Aid Whistles when in Ear

Check that your mould is inserted correctly. The tube should sit 'flush' against the side of your ear. Ask SARC for advice if you have difficulty fitting your mould.

Check to see whether the mould is loose or damaged. Moulds need replacing from time to time due to 'wear and tear'. Also over a period of time your ear can change shape.

Have your ears checked for wax or infection.

Information taken from RNID - 'Life with Hearing Aids' booklet

HOW TO CONTACT SARC

Tel: 01908 401135

SMS: 07803 452617

Skype: sarc.office

Email/Facetime: sarcmk@bid.org.uk

Website www.sarc-bid.org.uk

ADDRESS

SARC (Sensory Advice Resource Centre)
Gloucester House, 399 Silbury Boulevard,
Milton Keynes, MK9 2AH

We are on Social Media!



Facebook @SARCMK

Twitter @sarcbid

Instagram @bid_services

Linkedin @bid-services

YouTube @bidservices



B·I·D
SERVICES

SARC is funded by Milton Keynes Council and delivered by BID Services.

Registered in England, Charity No: 1053184

Company Ltd by Guarantee No: 3124204